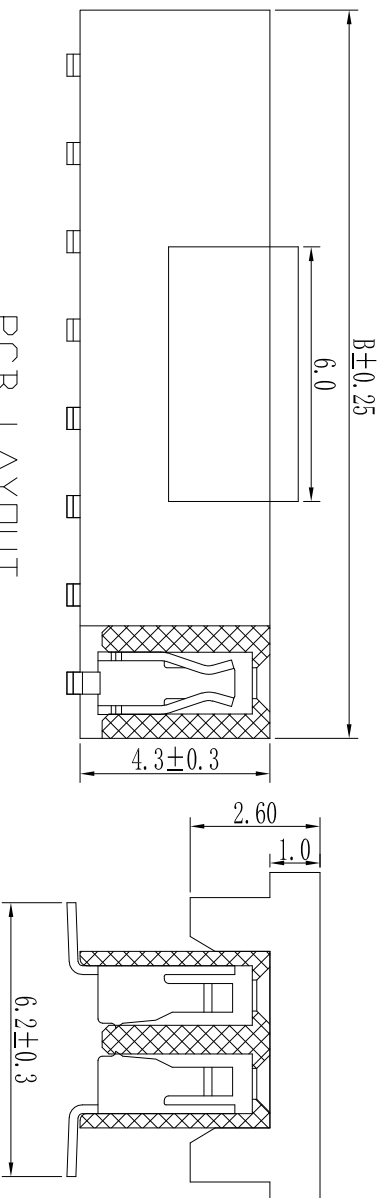
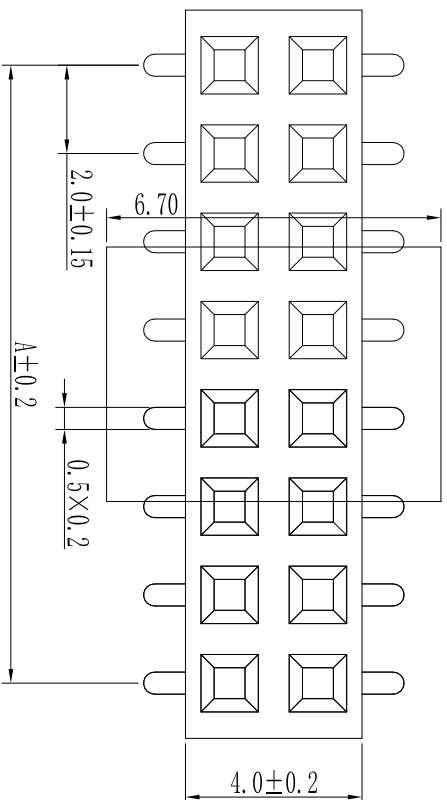
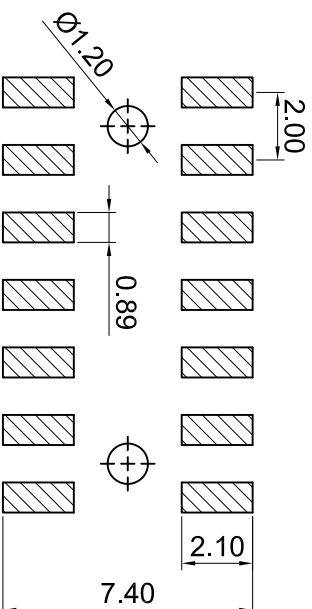


Pin数	尺寸A	尺寸B
2×2	2.0	4.5
2×3	4.0	6.5
2×4	6.0	8.5
2×5	8.0	10.5
2×6	10.0	12.5
2×7	12.0	14.5
2×8	14.0	16.5
2×9	16.0	18.5
2×10	18.0	20.5
2×11	20.0	22.5
2×12	22.0	24.5
2×13	24.0	26.5
2×14	26.0	28.5
2×15	28.0	30.5
2×16	30.0	32.5
2×17	32.0	34.5
2×18	34.0	36.5
2×19	36.0	38.5
2×20	38.0	40.5
2×21	40.0	42.5
2×22	42.0	44.5
2×23	44.0	46.5
2×24	46.0	48.5
2×25	48.0	50.5
2×26	50.0	52.5
2×27	52.0	54.5
2×28	54.0	56.5
2×29	56.0	58.5
2×30	58.0	60.5
2×31	60.0	62.5
2×32	62.0	64.5
2×33	64.0	66.5
2×34	66.0	68.5
2×35	68.0	70.5
2×36	70.0	72.5
2×37	72.0	74.5
2×38	74.0	76.5
2×39	76.0	78.5
2×40	78.0	80.5



PCB LAYOUT



技术规范:

额定电流 : 1.5AMP

适用温度 : -40°C to +105°C

接触电阻 : 20mΩ Max

绝缘电阻 : 1000MΩ Min

耐电压 : AC 500V

绝缘材料 : Polyester (UL94V-0)

Standard: PA6T

端子材质 : Bronze

电镀规范 : Au 1U"

凯昂企业有限公司 KABO ENTERPRISE LTD.		
Name		
Pitch: 2.0mm Female Header SMT V/T TYPE (G/F)Cap		
Drawing No.		
FH-2.0-1025-xx01N		
APPD	CHK	DR
General Tolerances:		
.0 ±0.3 .000 ±0.1		
.00 ±0.2 角度 ±2°		
Unit:	mm	Scale:
		ROM