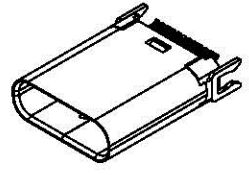
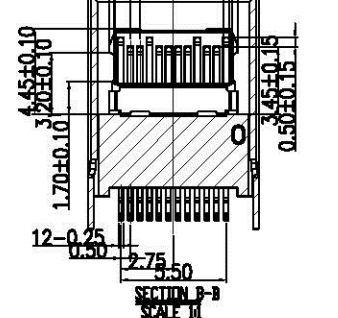
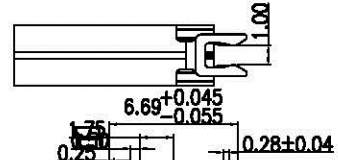
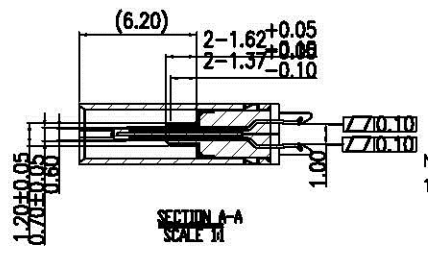
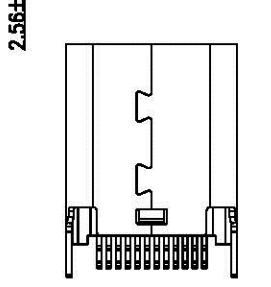
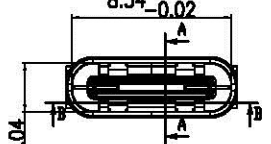
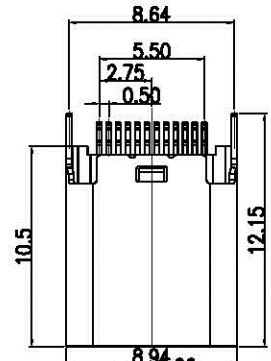
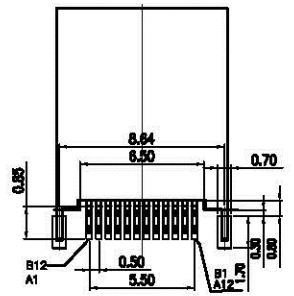


USB TYPE-C FULL-FEATURED RECEPTACLE INTERFACE PIN ASSIGNMENTS

PIN	Signal Name	Description	PIN	Signal Name	Description
A1	GND	Ground return	B12	GND	Ground return
A2	SSTxp1	Positive half of first SuperSpeed TX differential pair	B11	SSTxp1	Positive half of first SuperSpeed TX differential pair
A3	SSTxn1	Negative half of first SuperSpeed TX differential pair	B10	SSTxn1	Negative half of first SuperSpeed TX differential pair
A4	Vbus	Bus Power	B9	Vbus	Bus Power
A5	CC1	Configuration Channel	B8	CC1	Configuration Channel
A6	Dp1	Positive half of the USB 2.0 differential pair-Position 1	B7	Dp1	Positive half of the USB 2.0 differential pair-Position 1
A7	Dn1	Negative half of the USB 2.0 differential pair-Position 1	B6	Dn1	Negative half of the USB 2.0 differential pair-Position 1
A8	RFUI	Reserved for Future Use (RFU)	B5	RFUI	Reserved for Future Use (RFU)
A9	Vbus	Bus Power	B4	Vbus	Bus Power
A10	SSRXn2	Negative half of second SuperSpeed RX differential pair	B3	SSRXn2	Negative half of second SuperSpeed RX differential pair
A11	SSRXp2	Positive half of second SuperSpeed RX differential pair	B2	SSRXp2	Positive half of second SuperSpeed RX differential pair
A12	GND	Ground return	B1	GND	Ground return



- NOTES:
- MATERIAL:
MOLDING: LCP UL94 V-0
CONTACT: COPPER ALLOY.
GOLD PLATED 30u" Min ON CONTACT AREA, 100u" Min TIN (LEAD FREE) ON SOLDER AREA,
SHELL: SUS304-H,T=0.30±0.03mm
50u" NICKEL PLATING OVER ALL.
SHILD: SUS304-H,T=0.12±0.03mm
 - MECHANICAL:
INSERTION: 5~20N.
EXTRACTION: 8~20N.
DURABILITY: 10000 CYCLES
 - ELECTRICAL:
CURRENT: 5A MIN FOR VBUS;
0.25A MIN FOR OTHER.
VOLTAGE: 5VAC MAX
WITHSTANDING VOLTAGE: 100V AC.
CONTACT RESISTANCE: 40mΩ MAX.
INSULATION RESISTANCE: 100MΩ MIN.
 - ENVIRONMENTAL
TEMPERATURE RANGE -55°C ~ +85°C



RECOMMENDED P.C.B. LAYOUT (T:1.00mm)
TOLERANCE UNSPECIFIED ±0.05mm

凱帛企業有限公司
KABO ENTERPRISE CO., LTD.

DESCRIPTION(內容)
USB C SMT V/T 12PIN 公座 夾板式

PART NO:
(料號) USB C-1001-1201N

DWG NO(圖號):

DRAWN(製圖)

CHECKED(確認):

APPROVAL(核准):

GENERAL TOLERANCE:
(公差)

SCALE(比例):
1:XX

REV:
A

UNIT:
mm

SIZE:
A4

SHEET
1/1

REV	DESCRIPTION	DATE
1		2017.04.14
2		
3		
4		