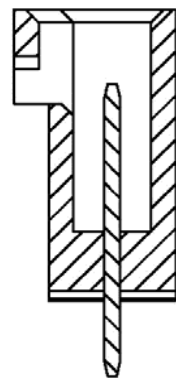
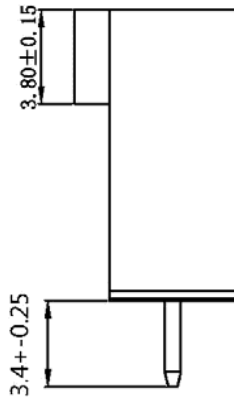
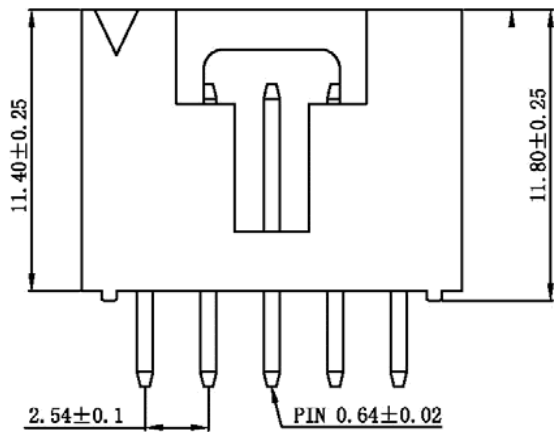


RECOMMENDED P. C. BOARD HOLE LAYOUT
P. C. B LAYOUT TOLERANCE: $\pm 0.05\text{mm}$



SECTION A-A

SPECIFICATIONS

Current Rating : 3 Amps
 Voltage rating : 250V AC, DC
 Temperature range : $-40^{\circ}\text{C} \sim +105^{\circ}\text{C}$
 Contact resistance : 10m ohms Max
 Insulator Resistance : 1000 Megohms min.
 Dielectric Withstanding: AC 1000 V
 Contact Material : Copper Alloy
 Insulator Material : Polyester, UL94V-0
 Standard : PBT+30%GF
 Finish : Gold Plated
 Standard : Gold Flash all over
 Color : Black

Circuits	A	B	C
02	7.62	5.62	2.54
03	10.16	8.16	5.08
04	12.70	10.70	7.62
05	15.24	13.24	10.16
06	17.78	15.78	12.70
07	20.32	18.32	15.24
08	22.86	20.86	17.78
09	25.40	23.40	20.32
10	27.94	25.94	22.86
11	30.48	28.48	25.40
12	33.02	31.02	27.94
13	35.56	33.56	30.48
14	38.10	36.10	33.02

凱帛企業有限公司 KABOE ENTERPRISE CO.,LTD.		
Name Pitch:2.54mm Wafer DIP V/T TYPE 防呆 黑膠		
Drawing No. WF-2.54-2015-xx01N		
APPD	-HK-	D-R
General Tolerances : -x.xx± x.x±	Unit : mm	Scale : ROM